


# Technical data sheet

## Mesh cable tray GR-Magic® 55 A4

Item number: 6001097



Mesh cable tray with shaped connector of side height 55 mm.  
No additional connection components are required for the mesh cable tray, it is simply interlocked. The grid width is 50 x 100 mm (exception: GRM 55/50 = 20 x 100 mm).  
Magnetic shield insulation without cover 15 dB, with cover 25 dB.



A4	Stainless steel
2B	Bright, treated

### Master data

Item number	6001097
Type	GRM 55 500 A4
Description 1	Mesh cable tray GRM
Manufacturer	OBO
Dimension	55x500x3000
Colour	stainless steel
Material	Stainless steel
Surface	Bright, treated
Surface standard	
Smallest sales unit	3
Unit of quantity	Metre
Weight	276.667 kg
Weight unit	kg/100 m
CO2 Footprint (GWP) Cradle-to-Gate	14,0056 kg CO2e / 1 Meter

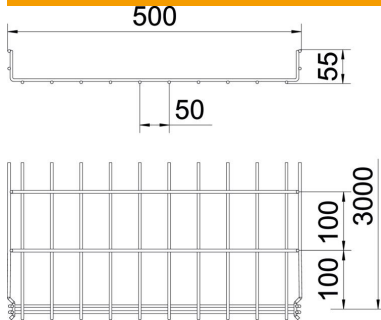
# Technical data sheet

## Mesh cable tray GR-Magic® 55 A4

Item number: 6001097



### Dimensions



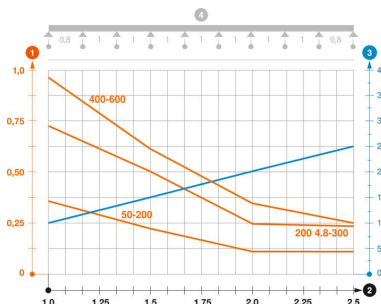
Length	3,000 mm
Width	500 mm
Width	19.69 in
Height	55 mm
Height	2.17 in
Dimension B	500 mm
Dimension H	58 mm

### Technical data

Connector version	Integrated connector
Mounting system fastening type	Floor Ceiling Wall
Maintain electrical functions	no
Integrated partition	Without
Usable cross-section	220 cm²
Usable cross-section	22000 mm²
Profile shape	U-shaped
Rustproof steel, pickled	yes
Screwless connector	yes
Wide-span version	no
Load test type according to IEC 61537	Type II
Type of connector, cable support system	Click fastening

### Loads

Insertable support spacings, min.	1 m
Insertable support spacings, max.	2.5 m
Support spacing 1.0 m	0.9 kN/m
Support spacing 1.5 m	0.6 kN/m
Support spacing 2.0 m	0.3 kN/m
Support spacing 2.5 m	0.25 kN/m



Load diagram, mesh cable tray, type GRM 55 VA

- 1 Permitted cable tray/ladder load in kN/m without man load
- 2 Support width in m
- 3 Rail bend in mm at permitted kN/m
- 4 Load scheme during testing
- Load curve with cable tray/ladder width in mm
- Strut bend curve according to support width